

# Using Marin Access Catch-A-Ride Digital Vouchers.



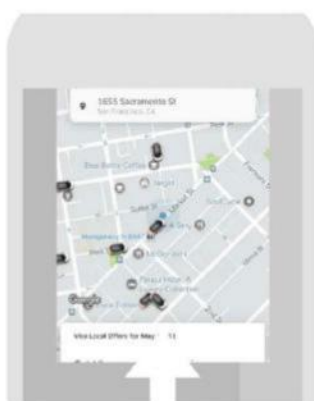
You've received digital vouchers to use in the Uber app. Before you ride, you'll need to follow a few simple steps!

1




Click the link(s) provided in the email from Marin Access.

2



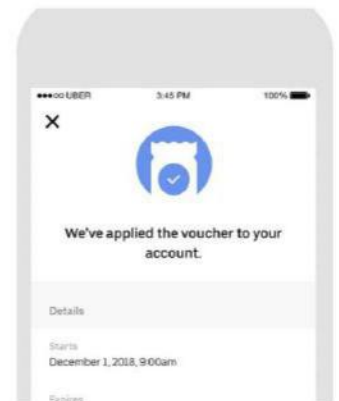
Open Uber App and show screenshot of "home screen" within App.

3



Claim Voucher

4



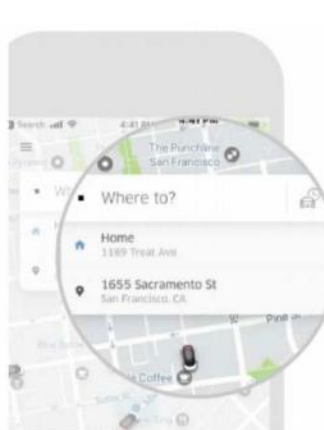
Review Voucher details

5



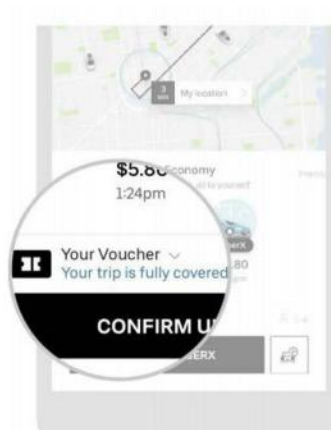
Open the Uber App

6



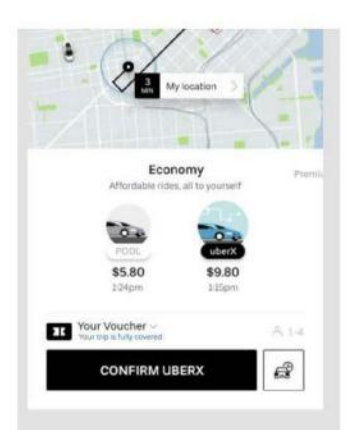
Enter your destination

7



Voucher appears when eligible

8



Request your ride